

# CHARCOAL

GOD'S HUMBLE DOCTOR



BY JOHN DINSLEY

# CHARCOAL

God's Humble Doctor



## WHAT'S INSIDE:

- *Charcoal for poisoning,*
- *make your own charcoal*
- *and more...*

Most people know that charcoal is used for cooking. Did you also know charcoal is used on the International Space Station to purify water and air so it can be used over and over? Did you know charcoal is used to purify the air in nuclear submarines that travel for months under the water in the deepest oceans? How many people know charcoal is also used to treat sickness? Yes, charcoal is used in the most modern hospitals in the world to treat different health problems.

Charcoal is used in kidney and liver dialysis machines in hospitals to purify the blood when the kidneys or liver are sick and are not functioning properly. Charcoal works to prevent cerebral malaria. Charcoal is used in very expensive wound dressings to stop the spread of infection when antibiotics will not work. When people drink or eat some poison or spoiled food, charcoal neutralizes the poisons. When people take drugs and become sick, charcoal is used to reverse the drug poisoning.

# Poison Antidote



Will charcoal also work for poisonous insect bites or poisonous snakebites, or poisonous plants? Yes it will, if you have charcoal ready to use in your first aid box. Have you prepared charcoal powder ready to use in an emergency? If you cannot purchase charcoal powder from a store how do you prepare your own charcoal powder?

# Making Your Own Charcoal



- Step 1. If it is available, choose charcoal made from a hardwood like eucalyptus, or from coconut shell, or bamboo. If you can take charcoal right out of the fire while it is still sterile, that is best.
- Step 2. Blow off any ashes on the charcoal. If the charcoal has been stored in a sack, then wash the pieces of charcoal with boiled water to remove any filth.
- Step 3. When the lumps of charcoal are dry, crush them into a very fine powder. This can be very messy work so it is best to do this outside. If you have electricity and an electric blender you can grind small pieces a little at a time. If you have a mortar then you can pound your charcoal lumps easily.
- Step 4. Take the charcoal powder and pass it through a flour sifter. The fine charcoal powder can be pounded again to make it even finer. Then pass the powder through a very fine flour sifter.
- Step 5. Put the very fine charcoal powder in a glass or plastic jar that has been washed with boiled water. Place the lid tightly on the jar and store it ready for an emergency.

# Emergency Uses for Charcoal



What are some other emergency uses of charcoal? There are many diseases that cause severe diarrhea and vomiting. First, pour some boiled water into a glass or cup. Then add one or two large spoons of very fine charcoal powder into the cup and slowly stir the charcoal powder into the water. Charcoal powder mixes more easily in hot water. Then fill the cup the rest of the way with boiled water. After it has cooled, drink the entire cup of charcoal water. It will have no taste or smell, but it will feel a little gritty in the mouth. Be sure to rinse your mouth after drinking the charcoal water or you will surprise people with your black teeth, black tongue, and black smile.

As the charcoal travels through the stomach and bowels, it will capture and neutralize poisons. Charcoal is not absorbed by the body and does not pass into the bloodstream. It travels from the mouth through the bowels and is eliminated from the body at the other end with the poisons. This is also a very good treatment for someone who has eaten spoiled food that causes food poisoning. Even some kinds of monkeys have learned if they eat charcoal after eating poisonous plants, the charcoal will protect them from getting sick and vomiting. You can see how important it is to have charcoal prepared for emergencies before they happen.

# Wound Dressings for Infections

What can you do for infections that do not want to heal? You can place the very fine charcoal powder in a saltshaker and lightly sprinkle the powder over the wound. The charcoal helps to neutralize the infection so the body can heal itself even as the Creator has designed the body to do. Very bad cuts, puncture wounds, surgery wounds, and even some burn wounds will begin to heal with charcoal bandages when drugs do not help. How can you make a charcoal bandage? It is simple.

## How To Make A Charcoal Wound Dressing

First, mix some fine charcoal powder with a flour that will make a jelly. Cassava flour works very well, but you can also use corn flour, wheat flour, or oat flour. The mixture must not be too thick or too runny. You want to be able to spread it with a spoon.

Next spread the jelly over some cloth that has been ironed to sterilize it. You can use cloth cut from old bed sheets. Or you can use paper towels. Spread the charcoal jelly evenly on one half, then fold the cloth or paper towel over with the charcoal jelly in between. Place the wet side of the charcoal bandage over the wound. The charcoal bandage should be bigger than the wound by at least 1 inch all around.



Now cut a piece of clean plastic (from a plastic shopping bag) that is larger than the charcoal bandage and place that on top of the bandage. This will help the charcoal jelly not to dry out so quickly. (The charcoal jelly has more power to draw out poisons when it is wet than when it is dry) Now you can use bandage tape to hold the charcoal bandage in place. Or you can wrap the bandage with cloth strips and pin them together.

These charcoal wound bandages can be left on all night, but should be discarded after 12 hours and replaced with a new charcoal wound dressing. They can be worn during the daytime if the bandage can be secured so it does not fall off.

# Charcoal For Indigestion



Many people have learned to mix very fine charcoal powder with olive oil and to swallow a tablespoon of the mixture for indigestion. To treat small children who have baby colic, mix very fine charcoal powder in water, then let most of the charcoal powder settle to the bottom of the container, then pour off the gray water into a baby bottle or glass with a straw, and let them drink that. Usually in less than 20 minutes the upset stomach will be gone. This works well for people with chronic lower bowel disease, such as colitis, Crohn's disease, and Irritable Bowel Disease.



# Charcoal For Animals




If charcoal works well for people will it also work for animals? Yes, charcoal helps with poisoning and very bad infected wounds. As well, it has been shown that giving chickens charcoal crumbs will help them lay more eggs and bigger eggs. It also helps cows with mastitis and helps them give more milk. Because charcoal adsorbs bad odors, if you spread charcoal crumbs in animal pens, there will be less flies, and with less flies there will be less infections.




# Charcoal For Odor

Charcoal was first used in ancient Egypt to control odors from infected wounds. It is also used today in the 21st century to control wound odors. Charcoal is used in many applications to control all kinds of offensive odors. People who have outdoor toilets have learned they can sprinkle charcoal crumbs and powder in the toilet pit and it will almost instantly eliminate the bad odor. Less odor means less flies. Less flies means less diseases. Less diseases in people or animals means less money for expensive drugs, and more money for you.



# Different Charcoal Products

Today charcoal is offered in hundreds of different products, including charcoal soaps, charcoal creams and salves for skin problems, beauty products to improve complexion, and charcoal powders and toothpaste to whiten and improve dental health, and remove bad breath. Charcoal is used in different foods for coloring including jams, candies, cheeses, juices, and exotic foods. Through a very expensive process cloth fibers are carefully burned to create charcoal cloth that is used in combat uniforms to neutralize poisonous gases including radioactive chemicals, it is also used in wound dressings and athletic gear to promote circulation.



# Charcoal For Water Purification

Contaminated water is a big problem all around the world, and industrial nations have learned that charcoal can be used in hundreds of different applications to purify contaminated water. Did you know all bottled mineral water is filtered through granular charcoal to take out poisons, bad odors, bad tastes, and unwanted color? It is true, and that is why charcoal is used on the International Space Station (ISS) to clean used water so that it can be used over again. One liter of water can cost upwards of US\$10,000 to take to the ISS, so you can see how important it is to be able to clean it and use it again and again.



# Charcoal For Agriculture



Lastly, charcoal is excellent for agriculture. Adding charcoal to the soil helps the soil to hold water and valuable nutrients near to the surface where plant roots can easily use them.

Adding charcoal to the soil has shown to increase some crop production up to 400%. Sprinkling charcoal in the banana plantation has shown to help stop the dreaded BXW or BBW wilt. Where the soil has been poisoned by repeated use of pesticides, herbicides, and fertilizers, charcoal helps to restore the soil by neutralizing the build up of poisons in the soil.

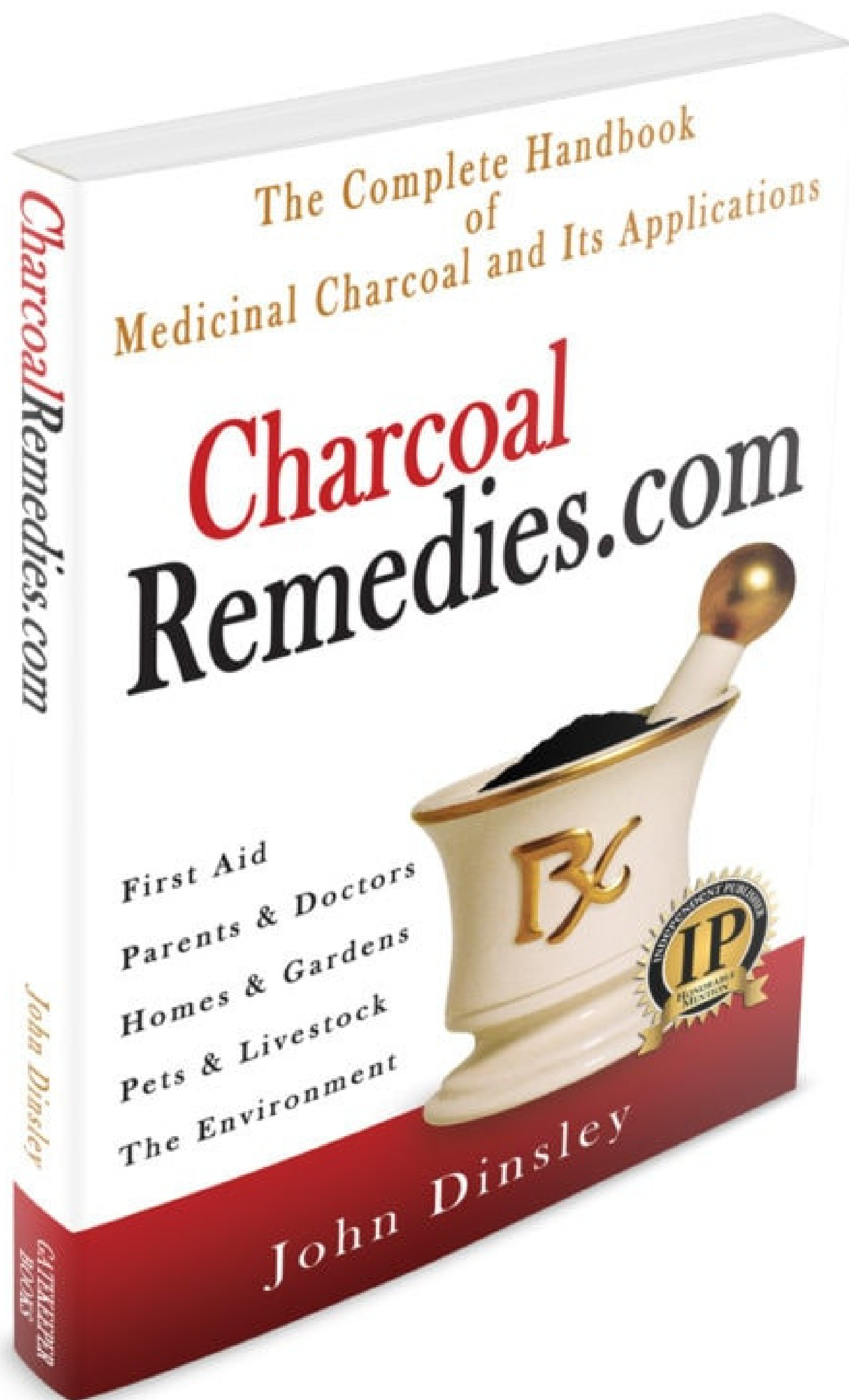




# God's Humble Doctor

If a person has to be wealthy to be healthy, then God only loves rich people. Do you believe that? Of course not. God cares for all His children and so He has placed His simple and natural remedies in every country of the world. One of those powerful natural remedies is charcoal that anyone can afford to use. Like other simple natural remedies, God's remedies have a lot of science to prove how effective they can be, and science mixed with faith make a powerful natural remedy. If you believe your God loves the rich and the poor, the educated and the non-educated, then you will still have to exercise faith that He will bless your efforts to bring healing to sick people as you use His humble doctors He has placed around us in nature. Charcoal is one of those powerful remedies that the Creator God has placed within the reach of all people. Charcoal works by removing poisons from the body so the body can heal itself even as God designed the body to do. Do you believe God made you? Do you believe God does not want you to be sick? Then trust His humble doctors and your drug bills will get less and less.

To learn more about the amazing benefits and uses of God's humble charcoal click below to purchase the complete manual of medicinal charcoal applications.(304 pages)



Charcoal Remedies Handbook:

The complete What, When, Where, How-to-book of medicinal charcoal, with over 150 stories from healthcare workers and laymen around the world who have found charcoal to be one amazing super natural remedy.

AWARD: "Most Progressive Health Book" (2006 Independent Publisher Book Awards) - 304 pages.